

**TOMORROW'S  
MANUFACTURING  
LEADERSHIP  
TODAY**

# Technical Bulletin

Bulletin Number: 340 Revision Number: R-03

Release Date: December 10, 1987 Revision Date: June 9, 1993

**SUBJECT: COCA-COLA ACCOMMODATOR KITS**

**MODELS AFFECTED:** Accommodator ready DNCB 440 and DNCB 368 venders.

**REASON:** To provide a vender that is space to sales adaptable when vending 12 oz. cans, 330 ml cans, or 375 ml cans.

**BEGINNING SERIAL NUMBER:** Venders that are factory built accommodator ready beginning 0001-3021DL and up.

**IMPORTANT:** All Accommodator venders are shipped from the factory set to vend 12oz. cans unless otherwise specified. The Accommodator space to sales kits are not installed. Refer to the correct Technical Bulletin on shimming for set up and shimming instructions:

1. Technical Bulletin 377 for all shimless stack venders.  
Beginning serial number 0001-3098AN and up.  
(See \*exceptions)
2. Technical Bulletin 247 for all Pre-Shimless Stack venders. Venders prior to serial number 0001-3098AN. (See \*exceptions)

**\*EXCEPTIONS:** Venders serialized 2001-3065CM thru 2050-3065CM, 2313-3050CM thru 2362-3050CM, 3438-3069CM and 0820-3069CM are shimless stack venders.

**INDEX:**

Important Facts and Descriptions	-	Page 2
Kits Available	-	Page 3
Diagram Showing Parts Installed	-	Page 4 & 5
Diagram Showing Sample Kits Installed	-	Page 6

Page 1 of 6

## IMPORTANT INFORMATION

- THE ACCOMMODATOR** has a stack which has special openings (holes) in the column walls to place hole covers, ramps, funnels, or deflectors to set up the vender to achieve space to sales.
- THE HOLE COVERS** (part #801,303,720.21) are installed in the openings (holes) in the column walls when it is shipped from the factory.
- THE W/A DEFLECTOR COVER** (part #381,070,300.03) is installed on the opposite wall when a space to sales funnel or ramp is installed.
- THE RAMPS** for wide columns (ramp-left side part #381,070,310.23 or ramp-right side part #381,070,290.23) are used to transfer cans to another wide column.
- THE RAMPS** for narrow columns (part #381,070,320.23) is used to transfer cans to a wide column.
- THE FUNNELS** for wide columns (funnel-left side part #381,070,280.23 or funnel-right side part #381,070,270.23) are used to move the cans away from the entry point of the cans entering the column through the ramp.
- THE FUNNEL CLIPS** (part #901,805,540.11) are used to lock the funnel in position.

**ACCOMMODATOR KITS  
KITS A (WIDE COLUMN TO WIDE COLUMN)**

**KIT A      RIGHT (381,010,100.24)**

<u>#</u>	<u>Req.</u>	<u>Part Number</u>	<u>Description</u>
	1	381,070,270.23	Funnel - Right Side
	1	381,070,290.23	Ramp - Right Side
	1	381,070,340.03	Deflector - Outer Wall
	1	381,070,300.03	W/A Deflector Cover
	3	901,805,540.11	Funnel Clip

**KIT A      LEFT (381,010,300.24)**

<u>#</u>	<u>Req.</u>	<u>Part Number</u>	<u>Description</u>
	1	381,070,280.23	Funnel - Left Side
	1	381,070,310.23	Ramp - Left Side
	1	381,070,340.03	Deflector - Outer Wall
	1	381,070,300.03	W/A Deflector Cover
	3	901,805,540.11	Funnel Clip

**KITS B (NARROW COLUMN TO WIDE COLUMN)**

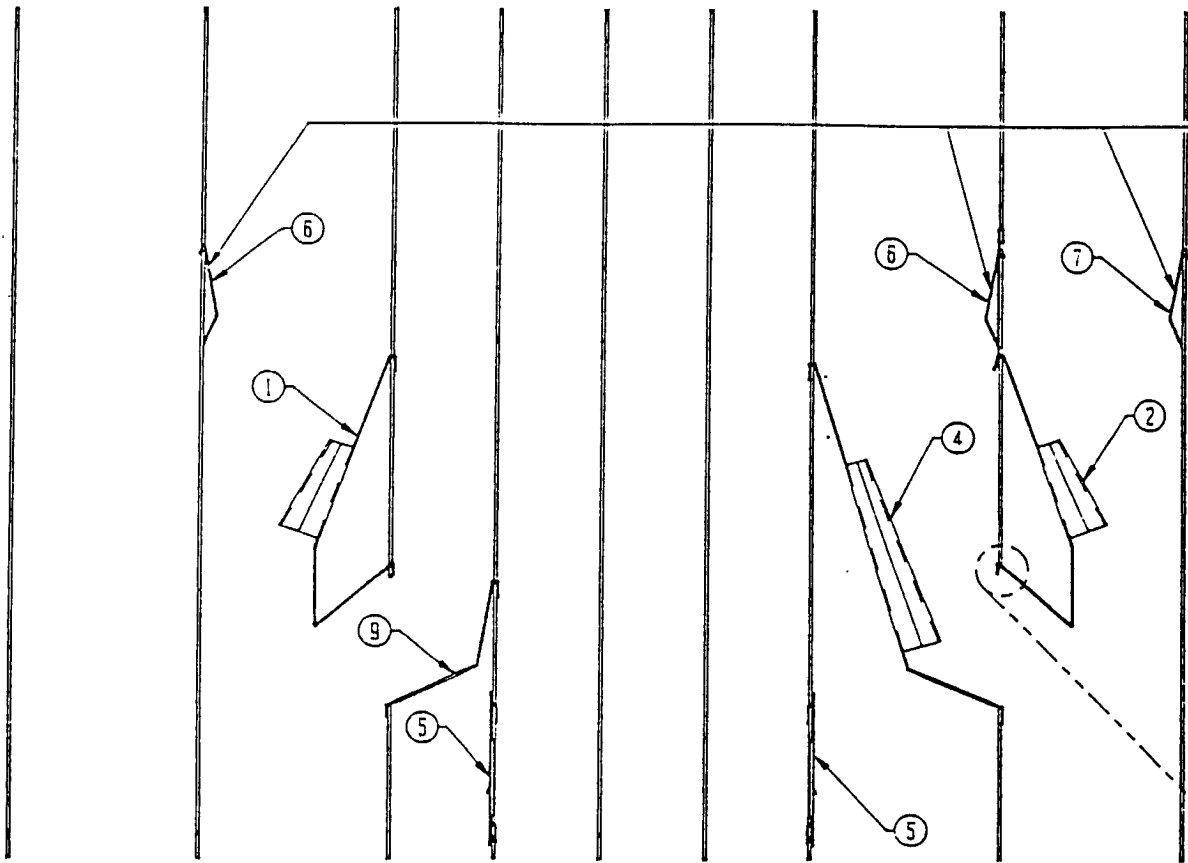
**KIT B      Right (381,010,200.24)**

<u>#</u>	<u>Req.</u>	<u>Part Number</u>	<u>Description</u>
	1	381,070,270.23	Funnel - Right Side
	1	381,070,320.23	Ramp
	1	381,070,300.03	W/A Deflector Cover
	2	901,805,540.11	Funnel Clip

**KIT B      Left (381,010,400.24)**

<u>#</u>	<u>Req.</u>	<u>Part Number</u>	<u>Description</u>
	1	381,070,280.23	Funnel - Left Side
	1	381,070,320.23	Ramp
	1	381,070,300.03	W/A Deflector Cover
	2	901,805,540.11	Funnel Clip

# THE ACCOMMODATOR




Only req'd.  
in lower  
position if  
transfer at  
top not  
req'd

See  
Detail "A"



Rear spacer locations for the 330 ml can are all positioned in #17 hole, position for the 12oz. can is #18 hole, and position for 375 ml can is #20 hole.



DETAIL "A"

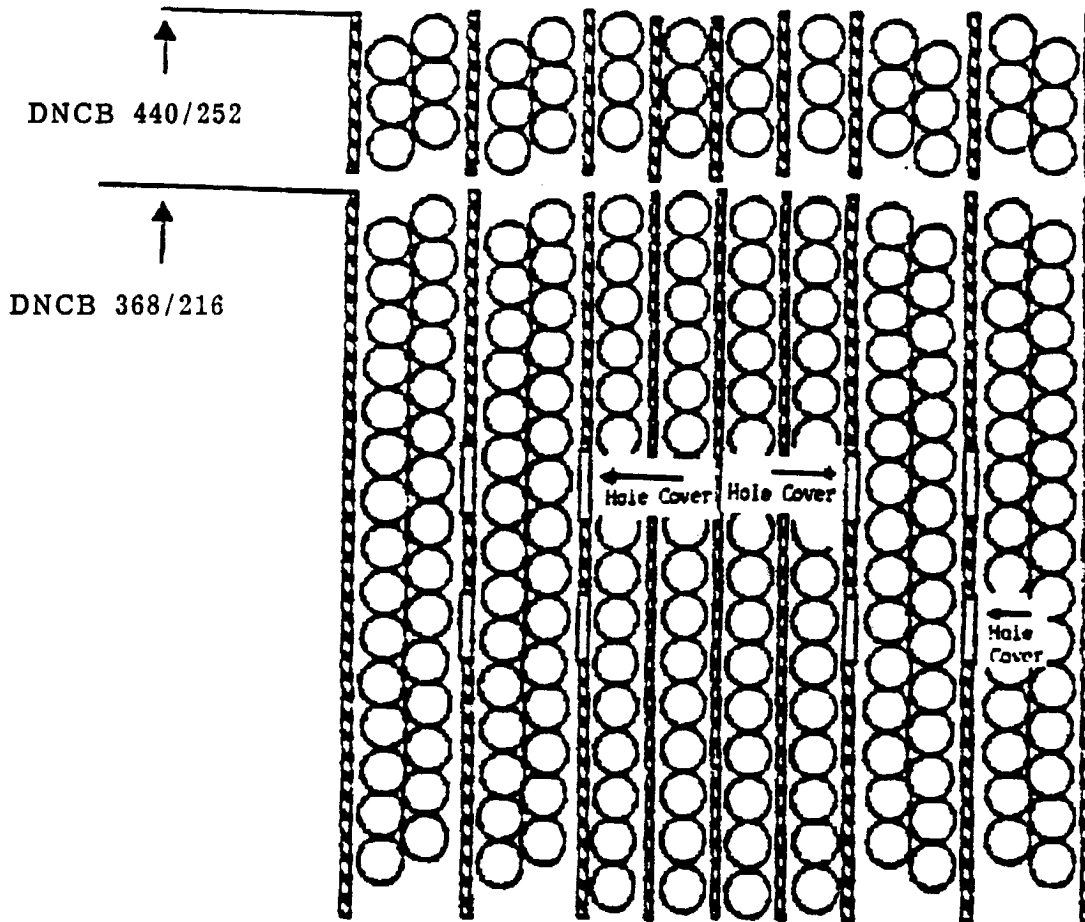
Note: Quantity of funnel clips to be used is (2) per funnel. Also, (1) per deflector. This view is typical of all clips used.

	Part No.	Description
1	C381,070,280.23	Left Side Funnel
2	C381,070,270.23	Right Side Funnel
3	C381,070,310.23	Left Side Ramp
4	C381,070,290.23	Right Side Ramp
5	B801,303,720.21	Hole Cover
6	B381,070,300.03	W/A Deflector / CVR
7	B381,070,340.03	Deflector - Outer Wall
8	A901,805,540.11	Funnel Clip
9	B381,070,320.23	Ramp

# THE ACCOMMODATOR

ACCOMMODATOR READY WITH HOLE COVERS INSTALLED

**NOTE:** FOR COUNTING PURPOSES DOUBLE QUANTITIES SHOWN IN SKETCH, BECAUSE CANS ARE DOUBLE - DEPTH.



Selection#	3	4	5	6	7	8	2	1	
368									
Normal	60	60	32	32	32	32	60	60	368
Percent	16%	16%	9%	9%	9%	9%	16%	16%	100%

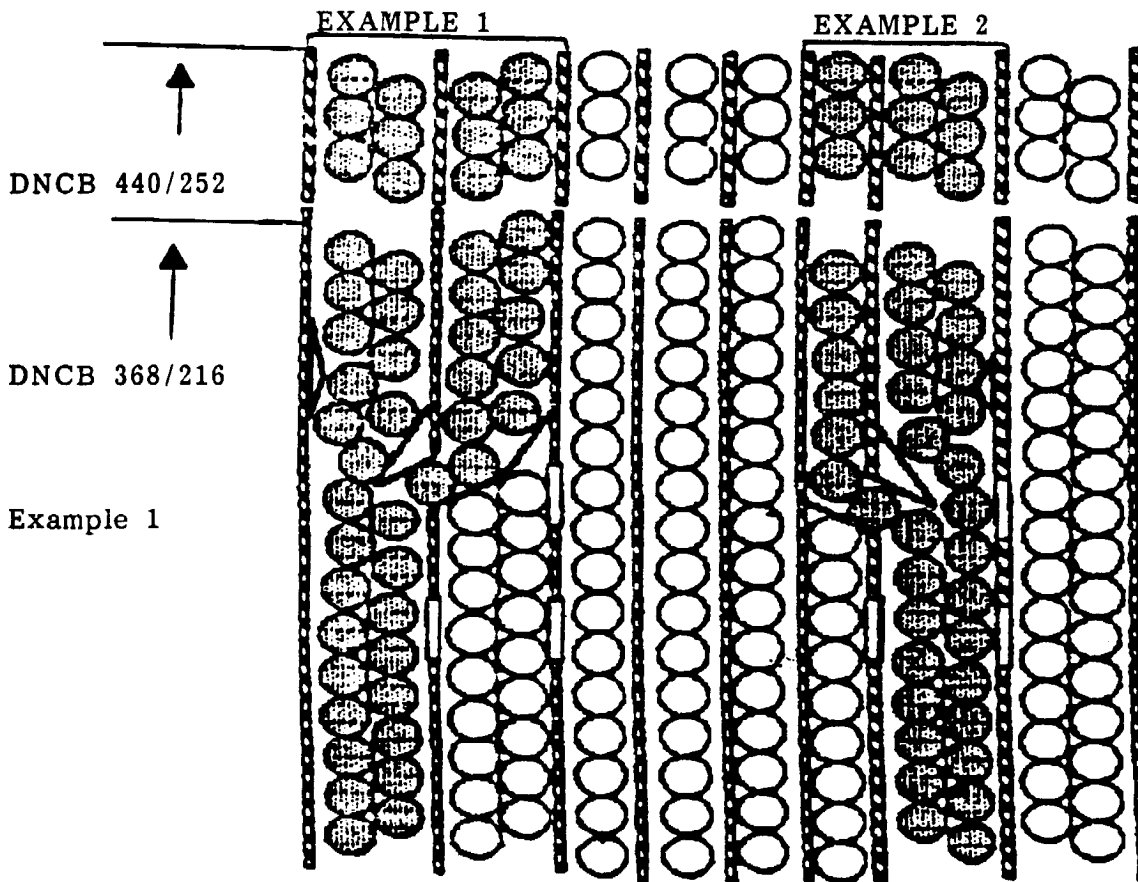
440	As Set								
	Percent								
Normal	72	72	38	38	38	38	72	72	440
Percent	16%	16%	9%	9%	9%	9%	16%	16%	100%

# THE ACCOMMODATOR

SET FOR SINGLE TO DOUBLE - RIGHT SIDE - HIGH POSITION  
 SET FOR DOUBLE TO DOUBLE - LEFT SIDE - HIGH POSITION

EXAMPLE 1 REQUIRES (1) KIT A - LEFT (381,010,100.14)  
 EXAMPLE 2 REQUIRES (1) KIT B - RIGHT (381,010,200.14)

NOTE: FOR COUNTING PURPOSES DOUBLE QUANTITIES SHOWN IN SKETCH,  
 BECAUSE CANS ARE DOUBLE - DEPTH.



Selection#		3	4	5	6	7	8	2	1	
368	As Set	78	36	32	32	32	18	72	60	360
	Percent	22%	10%	9%	9%	9%	5%	20%	17%	100%
	Normal	60	60	32	32	32	32	60	60	368
	Percent	16%	16%	9%	9%	9%	9%	16%	16%	100%

440	As Set	102	36	38	38	38	18	88	72	430
	Percent	24%	8%	9%	9%	9%	4%	20%	17%	100%
	Normal	72	72	38	38	38	38	72	72	440
	Percent	16%	16%	9%	9%	9%	9%	16%	16%	100%